

## Appendix B

### Benefits Claim processing times

Average days to assess a claim 2014/15 (up to 30/9/2014)		Last Year	Targets
<b>New Claims</b>	23.63 days	23 days	22 days
<b>Changes</b>	15.14 days	15 days	15 days

### Council Tax Reduction Scheme (CTRS) second quarter 2014/15

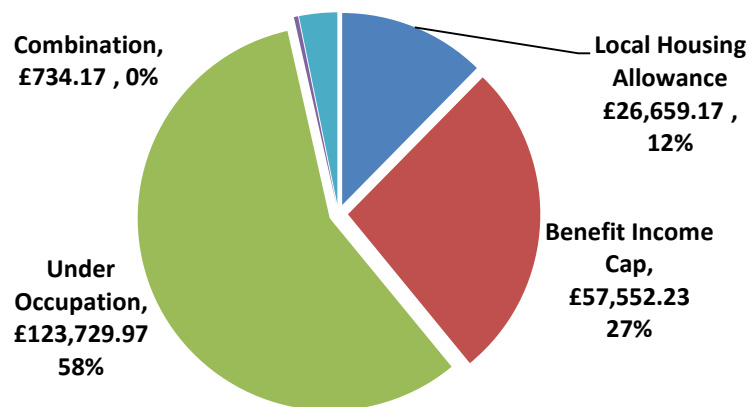
Council Tax Reduction Scheme Working age as at 1.4.13		Council Tax Reduction Scheme Working age as at 30.9.14	
No of cases	Award £m	No of cases	Award £m
26,724	£13,931,643	24,305	£13,741,703
Council Tax Reduction Scheme Pensioner Claims as at 1.4.13		Council Tax Reduction Scheme Pensioner Claims as at 30.9.14	
No of cases	Award £m	No of cases	Award £m
15,439	£11,981,328	13,944	£11,368,268
Council Tax Discretionary Relief Working age awards for 13/14		Council Tax Discretionary Relief Working age awards @ 30.9.14	
No of cases	Award £m	No of cases	Award £m
1935	£260,569.57	554	£91,663.81
Council Tax Discretionary Relief Pensioner awards for 13/14		Council Tax Discretionary Relief Pensioner claims @ 30.9.14	
No of cases	Award £m	No of cases	Award £m
10	£1,666.60	3	£372.33

Leicester's Council Tax Discretionary fund for 2014/15 is £315,000 plus carried forward underspend from 13/14 of £99,845 giving a total possible fund for 14/15 of £414,845.

## Local taxation and recovery

Collectable debt (Council Tax)		In year collectable debt target	Collected against the target	No of summons issued to date	Value of summons to date
<b>13/14</b>	£98.4m	94.75%	94.81%	21,430	£12.430m
<b>14/15</b>	£102.74	95%	53.99% (as of 30/9/2014)	13,717 (as of 30/9/14)	£8.873m

## Discretionary Housing Payments 2014/15 (Second Quarter)



- Leicester's DHP fund for 2014/15 is **£828,553.00**;
- At 30/9/2014 we have spent **£337,319.19**.

## Community Support Grant (CSG)

Table showing Claims made for 2013/14 and 2014 (up to 30/9/2014)

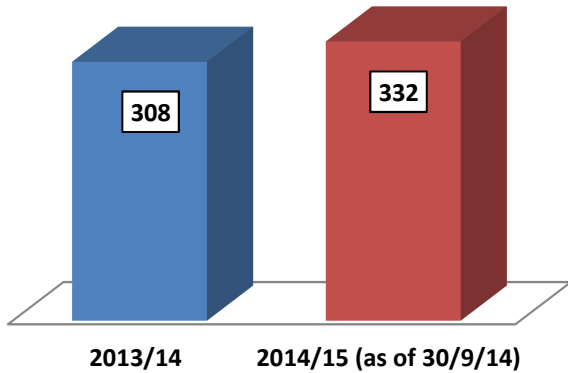
	Claims 2013/14	Claims (30/9/14)	Awards 2013/14	Awards (30/9/14)	Refused 2013/14	Refused (30/9/14)
<b>Crisis</b>	1394	377	873	254	514	119
<b>Support</b>	1219	451	589	241	541	156
<b>Total</b>	2,613	828	1462	495	1055	275

- Our average award for crisis is **£65.40**;
- Our average award for Support is **£520.21**;
- Our average award has increased in value since the first quarter of 2014/15.
- Estimated spend for 14/15 on goods and furniture is £350,000
- Estimated spend for 14/15 on emergency food including food vouchers is £52,000

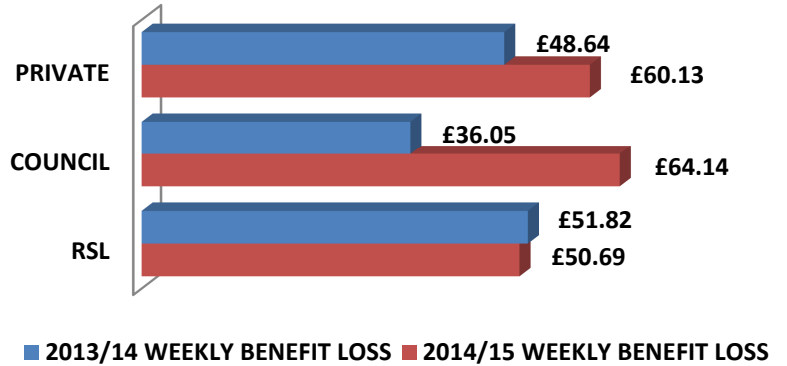
### Benefit Income Cap (BIC) cases

BENEFIT INCOME CAP				Total DWP reported in payment cases		HA	Average benefit loss	COUNCIL	Average benefit loss	PRIVATE	Average benefit loss
2013/14				153		32	£51.82	44	£36.05	77	£48.64
2014/15 (as of 30/9/14)				173		39	£50.69	49	£64.14	85	£60.13
% INCREASE/DECREASE	13.07%	21.88%	-2.18%	11.36%	43.80%	10.39%	19.11%				

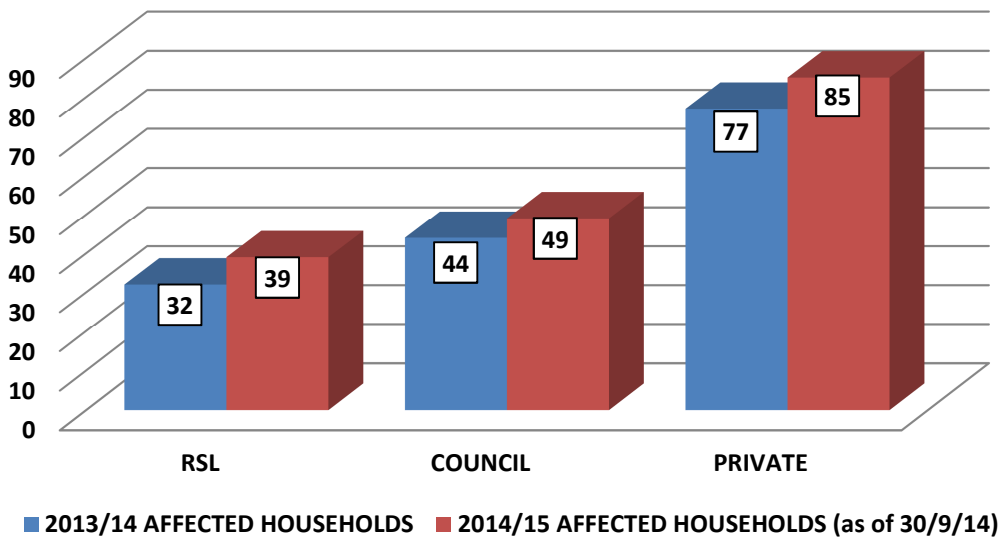
**Total number of cases reported to LA by DWP**



**Average weekly benefit loss**



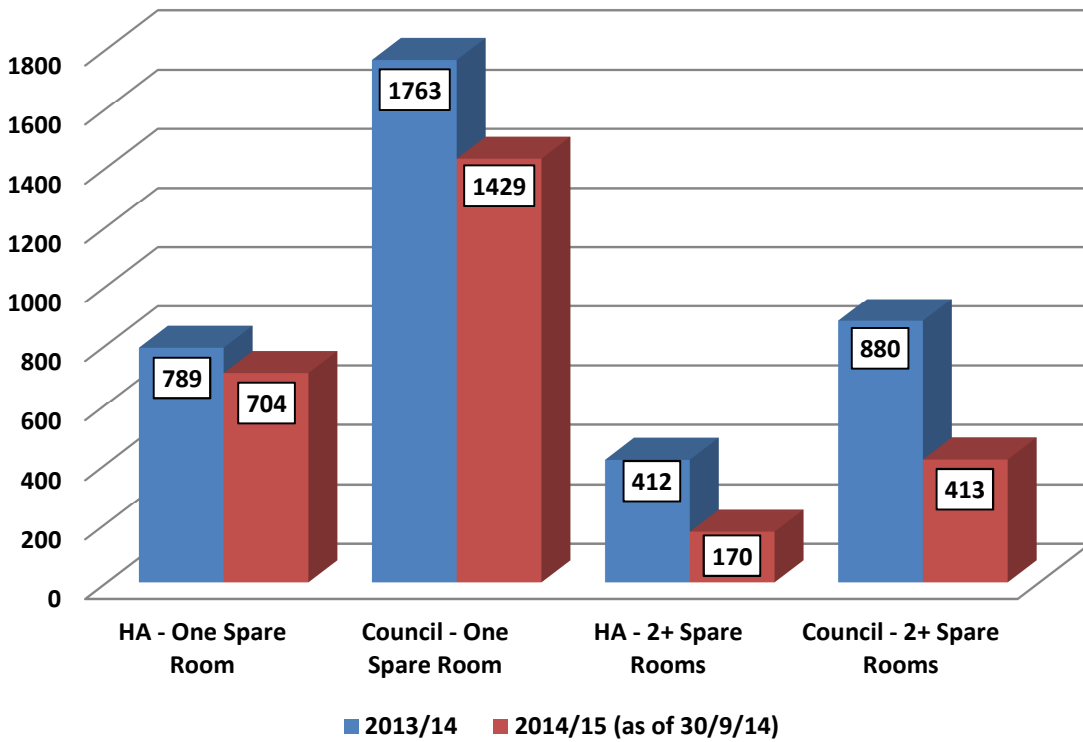
**Live cases by tenure type**



**Under-occupancy cases**

UNDER OCCUPANCY	TOTAL	One Spare Room - HA	Av. benefit loss	One Spare Room - Council	Av. benefit loss	2+ Spare Rooms - HA	Av. benefit loss	2+ Spare Rooms - Council	Av. benefit loss
2013/14 (as at 3/4/13)	3844	789	£12.28	1763	£10.91	412	£23.05	880	£19.96
2014/15 (as of 30/9/14)	2716	704	£13.04	1429	£10.81	170	£23.05	413	£19.96
% INCREASE/DECREASE	-29.44%	-10.77%	6.19%	-18.95%	-0.92%	-58.78%	0.00%	-53.07%	0.00%

### Number of households affected by under-occupancy



### Under occupancy - average benefit loss per week

